

Serving Linn, Benton and Lincoln County Residents

Transportation Brokerage Advisory Committee

Date: Thursday, November 5, 2020
Time: 10:30 am – 12:00 pm
Location: **Via Zoom:** <https://us02web.zoom.us/j/860313121888>
Password: 2020
Via Phone: 1-669-900-6833
Meeting ID: 860 3131 2188
Password: 2020
Contact: Danny Magana, 541-812-2016

- | | | | |
|-----|-------|--|---------------------|
| 1) | 10:30 | Call to Order and Roll Call | Staff, Danny Magana |
| 2) | 10:35 | Agenda Review | Magana |
| 3) | 10:40 | Public Comments | Magana |
| 4) | 10:45 | Officers | Magana |
| 5) | 10:55 | March 5, 2020 Meeting Minutes (Attachment A) | Chair |
| | | <i>ACTION: Decision on Minutes</i> | |
| 6) | 11:00 | Special Projects | Magana |
| 7) | 11:10 | Brokerage Audit | Magana |
| 8) | 11:20 | Staff Reports <ul style="list-style-type: none">• <i>Statistics (Attachment B&B1)</i>• <i>Costs Per Ride, Per Client (Attachment C)</i>• <i>Budget Report (Attachment D)</i> | Magana |
| 9) | 11:30 | COVID-19 Discussion | All |
| 10) | 11:45 | Other Business | Chair |
| 11) | 12:00 | Adjourn | Chair |

OMAP Transportation Brokerage Advisory Committee
Thursday, May 7, 2020
10:30 am – 12:00 pm
 Cascades West Center
 Remote Via Zoom

Committee Members Present: Pam Barlow-Lind, Amy Peer, and Jesse Oakley

Ex-Officio: Lucille

Staff Present: Danny Magana, and Emma Chavez

TOPIC	DISCUSSION	DECISION / CONCLUSION
1. Call to order and Introductions		Meeting called to order at 10:40 am by staff Danny Magana. Introductions were conducted.
2. Agenda Review		There were no changes to the agenda.
3. Public Comments		There were no public comments.
4. Approval of March 5, 2020 Meeting Minutes		A quorum was not met and the minutes were tabled for the next meeting.
5. COVID-19 Discussion	Staff Danny Magana noted that ride requests have decreased at more than 50%. Magana reported that Ride Line is working on introducing a non-EMT program to provide rides to essential services during the pandemic. Examples of essential services include, access to healthy foods, grocery stores, food banks, and access to childcare for essential personal. Transport will not be provided to shopping centers or social gathering. Ride Line is also working to assist Meals on Wheels with food delivery. Medical transport rides will be prioritized over non-medical rides. The program should be in effect in 1-2 weeks' time.	

	<p>Referral Process: Ride Line is developing the process. In doing some research, there is a similar program in place elsewhere and the referral process is similar to that of the Well Care Program where an advocate provides a referral that is reviewed prior to transport. Another provider is providing the non-emergent service to anyone who is eligible and needs transport.</p> <p>The purpose of the program is to provide members transportation to essential services while continuing to provide rides to transport companies in order to retain services. Currently, many drivers are on furlough, and at least one transportation provider is not returning. A message about this temporary service will be noted on the Ride Line voicemail, the information will be provided during new member intake, and staff may also do cold calls to members.</p> <p>When asked if there has been an increase and ride requests, Magana noted that there has been a small increase, especially to wound care.</p> <p>Most staff are currently working from home with only two staff in the office. To make things easier for clients with mileage reimbursement; forms are currently being accepted via email and fax. Hard copies should still be mailed in and are being quarantined prior to handling. Staff is coding cancellations differently rather than no-showing clients.</p>	
6. Review of Special Projects	<p>Non-medical rides project discussed during the previous agenda item.</p> <p>Automated Calling – The Tech lead on this has moved on from COG and the pilot has been put on hold. However, it will be revisited and looks very promising.</p>	
7. Staff Reports	<p>Rides have decreased due to COVID-19. During this time, clients are not being required to share rides as a precaution. Sedan and mileage are the largest numbers.</p>	

	<p>When asked how the Well Care program funding is doing, Magana noted that lead staff Kara Beck splits her time between Well Care and the Brokerage but he will need to check in with her on a funding update.</p> <p>Lincoln County is the highest cost, usually due to distance for special care. Linn County has most of the number due to being the largest county.</p> <p>Mileage continues to be the most effect mode of transport with 25 cent reimbursement per mile.</p>	
8. Other Business		There was no other business discussed.
10. Adjournment		Meeting adjourned at 11:10 am.

Cascades West Ride Line Statistics

January 1, 2020 to March 31, 2020

<i>Number of Trips</i>	<i>Number of Clients</i>	<i>Mode</i>		
IHN				
76		7 Bus		
15		14 Comm. Bus		
330		40 Lodging		
132		18 Meals		
14,379		629 Mileage		
3		2 Parking	49,558	Trips
34		32 Secure	42,477	Not Shared
28,174	2,267	Sedan	7,081	Shared
234		126 Stretcher		
6,181		650 Wheelchair		
49,558	3,785	Sub Total		
OHP				
1		1 Comm. Bus		
87		5 Lodging		
45		4 Meals	2,057	Trips
583		54 Mileage	1,720	Not Shared
2		2 Secure	337	Shared
1,245		151 Sedan		
18		9 Stretcher		
76		27 Wheelchair		
2,057	253	Sub Total		
wcare				
2		1 Bus	577	Trips
550		49 Sedan	544	Not Shared
25		5 Wheelchair	33	Shared
577	55	Sub Total		

Cascades West Ride Line Statistics

April 1, 2020 to June 30, 2020

<i>Number of Trips</i>	<i>Number of Clients</i>	<i>Mode</i>		
IHN				
8		1 Bus		
2		2 Comm. Bus		
82		7 Lodging		
48		10 Meals		
9,438		407 Mileage		
26		23 Secure	26,307	Trips
13,110	1,315	Sedan	25,011	Not Shared
165	107	Stretcher	1,296	Shared
3,428	462	Wheelchair		
26,307	2,334	Sub Total		
OHP				
1		1 Bus		
4		4 Comm. Bus		
8		1 Lodging		
14		4 Meals	847	Trips
222		20 Mileage	793	Not Shared
3		3 Secure	54	Shared
528		80 Sedan		
6		6 Stretcher		
61		20 Wheelchair		
847	139	Sub Total		
wcare				
311		25 Sedan	324	Trips
13		3 Wheelchair	322	Not Shared
324	28	Sub Total	2	Shared
27,478	2,501	Grand Total		

Cascades West Ride Line Statistics

July 1, 2020 to September 30, 2020

<i>Number of Trips</i>	<i>Number of Clients</i>	<i>Mode</i>		
IHN				
60		1 Bus		
5		5 Comm. Bus		
167		11 Lodging		
158		15 Meals		
8,956	423	Mileage		
2		1 Parking	32,425	Trips
37		35 Secure	29,753	Not Shared
18,035	1,634	Sedan	2,672	Shared
259		144 Stretcher		
4,746	594	Wheelchair		
32,425	2,863	Sub Total		
OHP				
27		2 Lodging		
48		3 Meals		
456		22 Mileage	1,379	Trips
8		6 Secure	1,201	Not Shared
710	101	Sedan	178	Shared
5		4 Stretcher		
125	19	Wheelchair		
1,379	157	Sub Total		
wcare				
341		25 Sedan		
1		1 Wheelchair	342	Trips
342	26	Sub Total	340	Not Shared
34,146	3,046	Grand Total	2	Shared

Sedan

Sedan # of Trips	Q1	Q2	Q3
Benton	5131	2426	3758
Lincoln	5163	2682	3841
Linn	18474	8181	10777

Sedan Benton

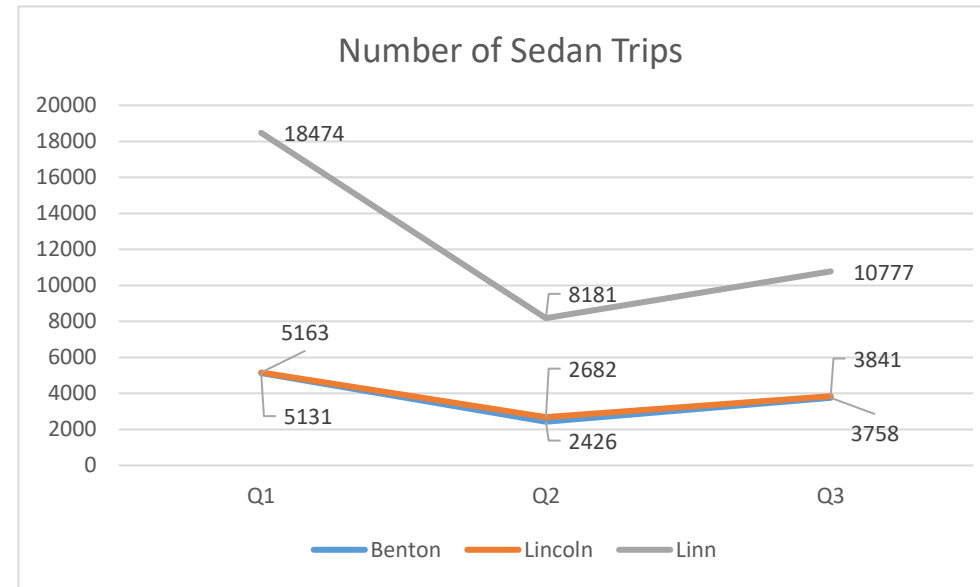
Quarter	Number Trips	Cost of Trips	Unduplicated Clients
1	5131	216699.82	449
2	2426	109846.97	263
3	3758	170078.35	352

Sedan Lincoln

Quarter	Number Trips	Cost of Trips	Unduplicated Clients
1	5163	445946.75	512
2	2682	263488.19	294
3	3841	382279.1	352

Sedan Linn

Quarter	Number Trips	Cost of Trips	Unduplicated Clients
1	18474	698601.34	1368
2	8181	368924.77	777
3	10777	463583.61	971



Wheelchair

Wheelchair # of Trips	Q1	Q2	Q3
Benton	899	336	630
Lincoln	877	451	711
Linn	4374	2527	3385

Wheelchair Benton

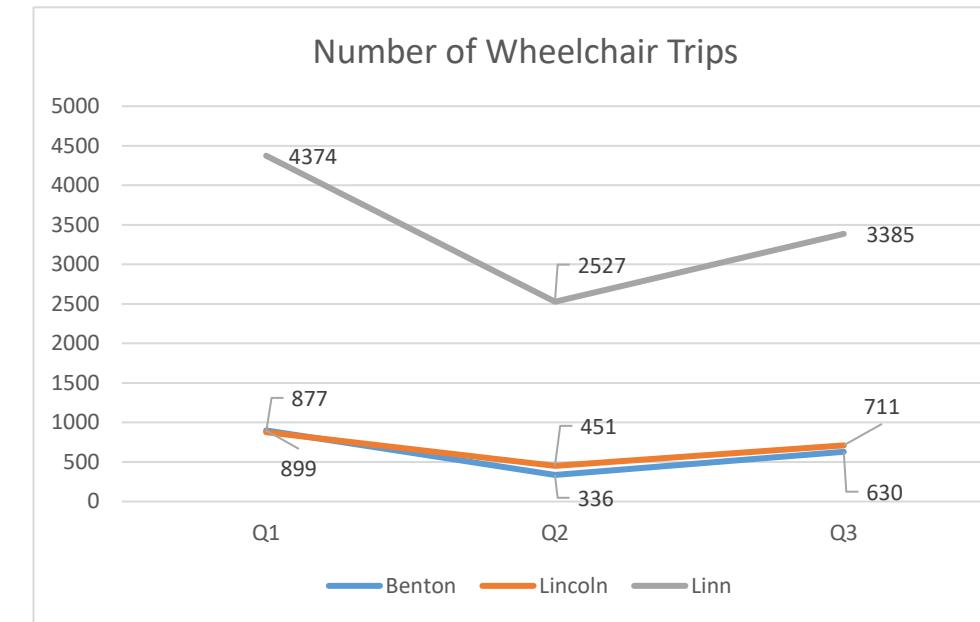
Quarter	Number Trips	Cost of Trips	Unduplicated Clients
1	899	41599.01	119
2	336	18708.53	78
3	630	32370.1	110

Wheelchair Lincoln

Quarter	Number Trips	Cost of Trips	Unduplicated Clients
1	877	64428.53	107
2	451	31068.18	73
3	711	48396.11	84

Wheelchair Linn

Quarter	Number Trips	Cost of Trips	Unduplicated Clients
1	4374	234768.62	421
2	2527	136697.59	308
3	3385	193979.87	391



Mileage

Mileage Reimbursement	Q1	Q2	Q3
Benton	1876	1426	864
Lincoln	3844	2350	2077
Linn	8942	5532	6090

Mileage Benton

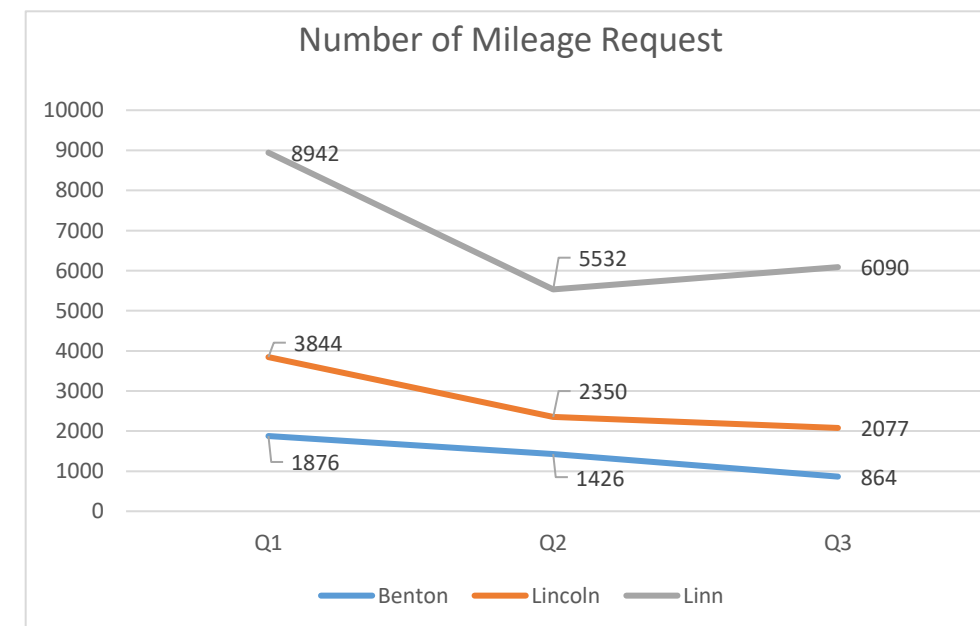
Quarter	Number Trips	Cost of Trips	Unduplicated Clients
1	1876	12013.27	69
2	1426	6600.15	42
3	864	5898.26	37

Mileage Lincoln

Quarter	Number Trips	Cost of Trips	Unduplicated Clients
1	3844	30725.28	222
2	2350	20811.28	129
3	2077	21487.3	144

Mileage Linn

Quarter	Number Trips	Cost of Trips	Unduplicated Clients
1	8942	43375.01	372
2	5532	22263.4	246
3	6090	30842.88	252



Information provided is for the QUARTER

January 1, 2020 to March 31, 2020

		Number Trips	Cost of Trips	Average Charge Per Trip	Unduplicated Clients	Trips Per Client	Charge Per Client
Benton	Sedan	5,131	\$ 216,699.82	\$ 42.23	449	11	\$ 485.63
Lincoln	Sedan	5,163	\$ 445,946.75	\$ 86.37	512	10	\$ 870.99
Linn	Sedan	18,474	\$ 698,601.34	\$ 37.82	1,368	14	\$ 510.67
Other Co's	Sedan	651	\$ 50,398.59	\$ 78.25	53	12	\$ 961.11
Benton	Wheelchair	899	\$ 41,599.01	\$ 46.27	119	8	\$ 349.57
Lincoln	Wheelchair	877	\$ 64,428.53	\$ 73.46	107	8	\$ 602.14
Linn	Wheelchair	4,374	\$ 234,768.62	\$ 53.67	421	10	\$ 557.65
Other Co's	Wheelchair	107	\$10,798.00	\$100.92	23	5	\$469.48
Benton	Mileage	1,876	\$ 12,013.27	\$ 6.40	69	27	\$ 174.11
Lincoln	Mileage	3,844	\$ 30,725.28	\$ 7.99	222	17	\$ 138.40
Linn	Mileage	8,942	\$ 43,375.01	\$ 4.85	372	24	\$ 116.60
Other Co's	Mileage	300	\$ 2,585.95	\$ 8.62	11	27	\$ 235.09

Charge is based on the transportation providers base rate plus mileage rate per trip

Information provided is for the QUARTER

April 1, 2020 to June 30, 2020

		Number Trips	Cost of Trips	Average Charge Per Trip	Unduplicated Clients	Trips Per Client	Charge Per Client
Benton	Sedan	2,426	\$ 109,846.97	\$ 45.28	263	9	\$ 417.67
Lincoln	Sedan	2,682	\$ 263,488.19	\$ 98.24	294	9	\$ 896.22
Linn	Sedan	8,181	\$ 368,924.77	\$ 45.10	777	11	\$ 474.81
Other Co's	Sedan	349	\$ 33,736.62	\$ 96.67	43	8	\$ 784.57
Benton	Wheelchair	336	\$ 18,708.53	\$ 55.68	78	4	\$ 239.85
Lincoln	Wheelchair	451	\$ 31,068.18	\$ 68.89	73	6	\$ 425.59
Linn	Wheelchair	2,527	\$ 136,697.59	\$ 54.09	308	8	\$ 443.82
Other Co's	Wheelchair	175	\$13,216.31	\$75.52	20	9	\$660.82
Benton	Mileage	1,426	\$ 6,600.15	\$ 4.63	42	34	\$ 157.15
Lincoln	Mileage	2,350	\$ 20,811.28	\$ 8.86	129	18	\$ 161.33
Linn	Mileage	5,532	\$ 22,263.40	\$ 4.02	246	22	\$ 90.50
Other Co's	Mileage	352	\$ 3,884.33	\$ 11.04	9	39	\$ 431.59

Charge is based on the transportation providers base rate plus mileage rate per trip

Information provided is for the QUARTER

July 1, 2020 to September 30, 2020

		Number Trips	Cost of Trips	Average Charge Per Trip	Unduplicated Clients	Trips Per Client	Charge Per Client
Benton	Sedan	3,758	\$ 170,078.35	\$ 45.26	352	11	\$ 483.18
Lincoln	Sedan	3,841	\$ 382,279.10	\$ 99.53	352	11	\$ 1,086.02
Linn	Sedan	10,777	\$ 463,583.61	\$ 43.02	971	11	\$ 477.43
Other Co's	Sedan	369	\$ 36,511.44	\$ 98.95	38	10	\$ 960.83
Benton	Wheelchair	630	\$ 32,370.10	\$ 51.38	110	6	\$ 294.27
Lincoln	Wheelchair	711	\$ 48,396.11	\$ 68.07	84	8	\$ 576.14
Linn	Wheelchair	3,385	\$ 193,979.87	\$ 57.31	391	9	\$ 496.11
Other Co's	Wheelchair	146	\$11,354.26	\$77.77	23	6	\$493.66
Benton	Mileage	864	\$ 5,898.26	\$ 6.83	37	23	\$ 159.41
Lincoln	Mileage	2,077	\$ 21,487.30	\$ 10.35	144	14	\$ 149.22
Linn	Mileage	6,090	\$ 30,842.88	\$ 5.06	252	24	\$ 122.39
Other Co's	Mileage	381	\$ 3,127.67	\$ 8.21	8	48	\$ 390.96

Charge is based on the transportation providers base rate plus mileage rate per trip

RIDELINE BROKERAGE

June 30, 2020

FY 20

CASCADES WEST COUNCIL OF GOVERNMENTS		
FY 2020 Budget Summary / Financial Statement ending balance		
Description	Budget	Ending Balance
Coordinated Care IHN CCO	8,241,572	8,654,824
Title XIX DHS FFS	454,900	359,080
Contract Revenue	0	0
Fees For Service	3,000	4,303
Miscellaneous	0	1,131
TOTAL REVENUE	8,699,472	9,019,339
Wages	569,217	541,912
Leave	29,887	33,623
Benefits	419,784	367,933
TOTAL PERSONNEL	1,018,888	943,467
Contract Expense	7,401,000	7,269,555
Materials and Supplies	279,584	277,696
TOTAL MATERIALS & SUPPLIES	7,680,584	7,547,251
GAIN / (LOSS)	-	528,620

RIDELINE BROKERAGE

September 30, 2020

FY 20

CASCADES WEST COUNCIL OF GOVERNMENTS		
FY 2020 Budget Summary / Financial Statement ending balance		
Description	Budget	Ending Balance
Coordinated Care IHN CCO	9,620,190	2,088,687
Title XIX DHS FFS	468,547	101,315
Contract Revenue	0	0
Fees For Service	4,800	773
Miscellaneous	1,900	0
TOTAL REVENUE	10,095,437	2,190,775
Wages	587,572	130,692
Leave	32,667	7,878
Benefits	413,834	92,569
TOTAL PERSONNEL	1,034,073	231,139
Contract Expense	8,740,746	1,620,328
Materials and Supplies	320,618	62,955
TOTAL MATERIALS & SUPPLIES	9,061,364	1,683,283
GAIN / (LOSS)	-	276,353